



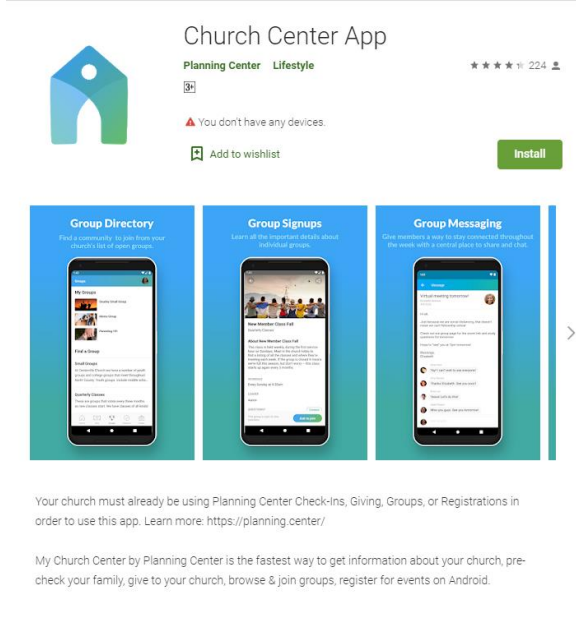
# **CHURCH CENTER APP USER GUIDE**

PRE-REGISTER CHURCH ATTENDANCE FOR YOURSELF AND YOUR FAMILY

# STEP 1 Download and open the Church Center app

[Click here for Android](#)

[Click here for iOS](#)



The screenshot shows the Google Play Store listing for the Church Center App. At the top, there is a green house icon, the app name "Church Center App", and the category "Planning Center Lifestyle". It has a 4.2-star rating from 224 reviews. A note says "You don't have any devices." and there is an "Install" button. Below are three preview cards: "Group Directory", "Group Signups", and "Group Messaging".

Church Center App  
Planning Center Lifestyle  
★★★★☆ 224  
You don't have any devices.  
Add to wishlist Install

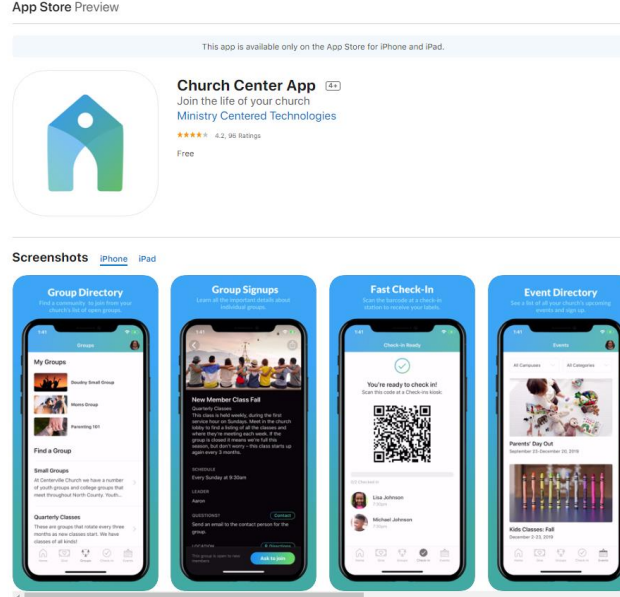
**Group Directory**  
Find a community to join from your church's list of open groups.

**Group Signups**  
Learn all the important details about each group.

**Group Messaging**  
Give members a way to stay connected throughout the week with a central place to chat and share.

Your church must already be using Planning Center Check-Ins, Giving, Groups, or Registrations in order to use this app. Learn more: <https://planningcenter/>

My Church Center by Planning Center is the fastest way to get information about your church, pre-check your family, give to your church, browse & join groups, register for events on Android.



The screenshot shows the Apple App Store listing for the Church Center App. It features the same green house icon, app name, and category. The rating is 4.2 stars from 96 reviews. It is listed as "Free". Below are four preview cards: "Group Directory", "Group Signups", "Fast Check-in", and "Event Directory".

App Store Preview  
This app is available only on the App Store for iPhone and iPad.

Church Center App  
Join the life of your church  
Ministry Centered Technologies  
★★★★☆ 4.2, 96 Ratings  
Free

Screenshots iPhone iPad

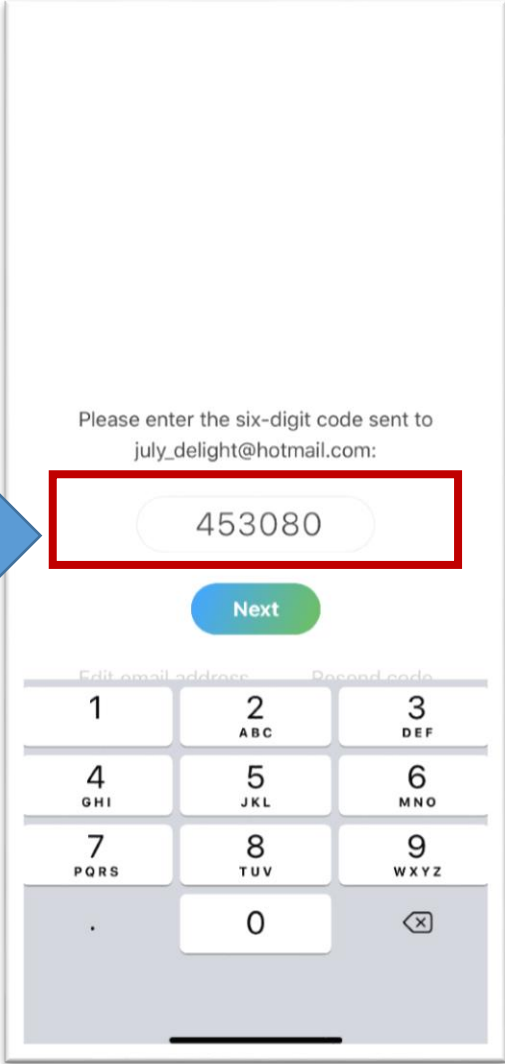

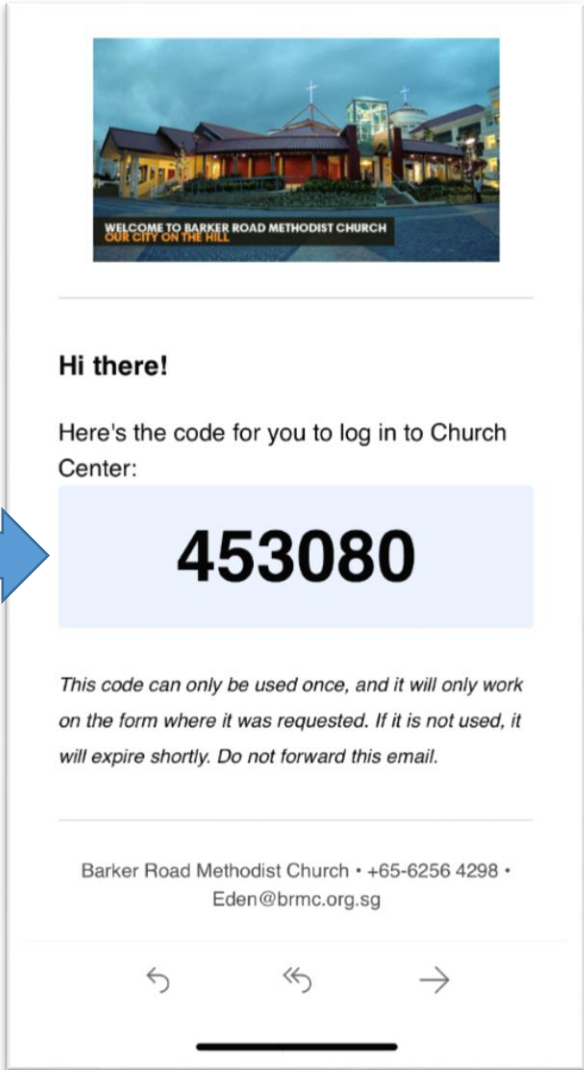
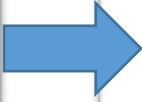
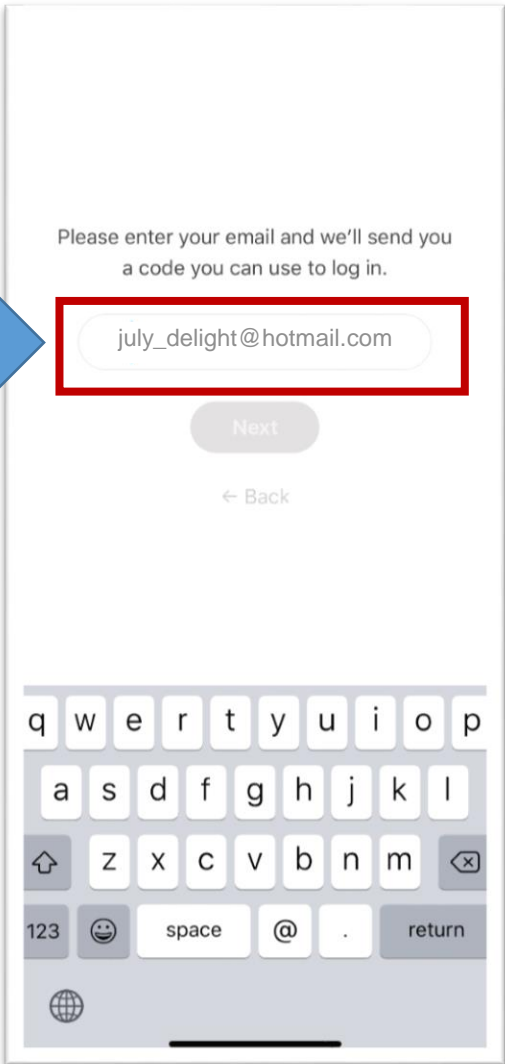

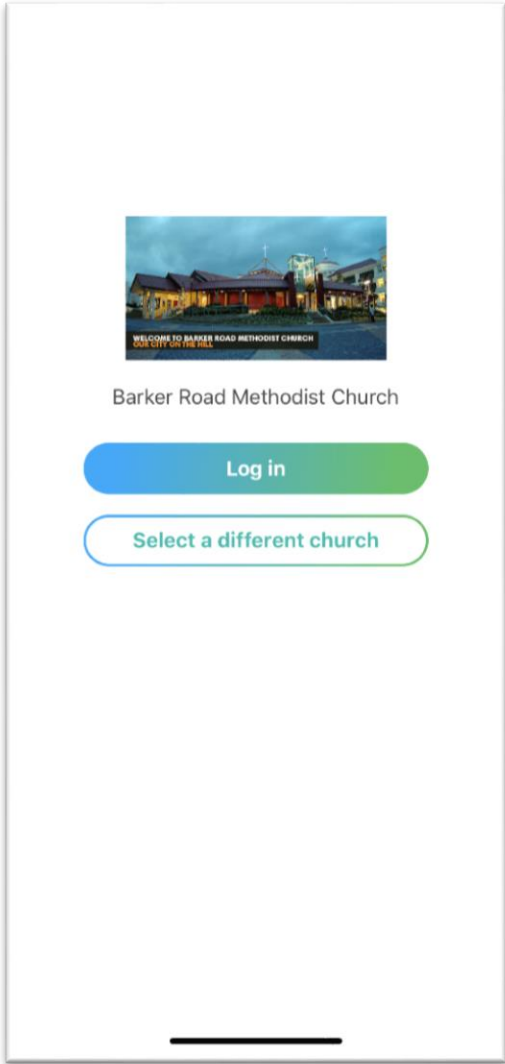
**Group Directory**  
Find a community to join from your church's list of open groups.

**Group Signups**  
Learn all the important details about each group.

**Fast Check-in**  
Save the hassle of a check-in with the convenience of a QR code.

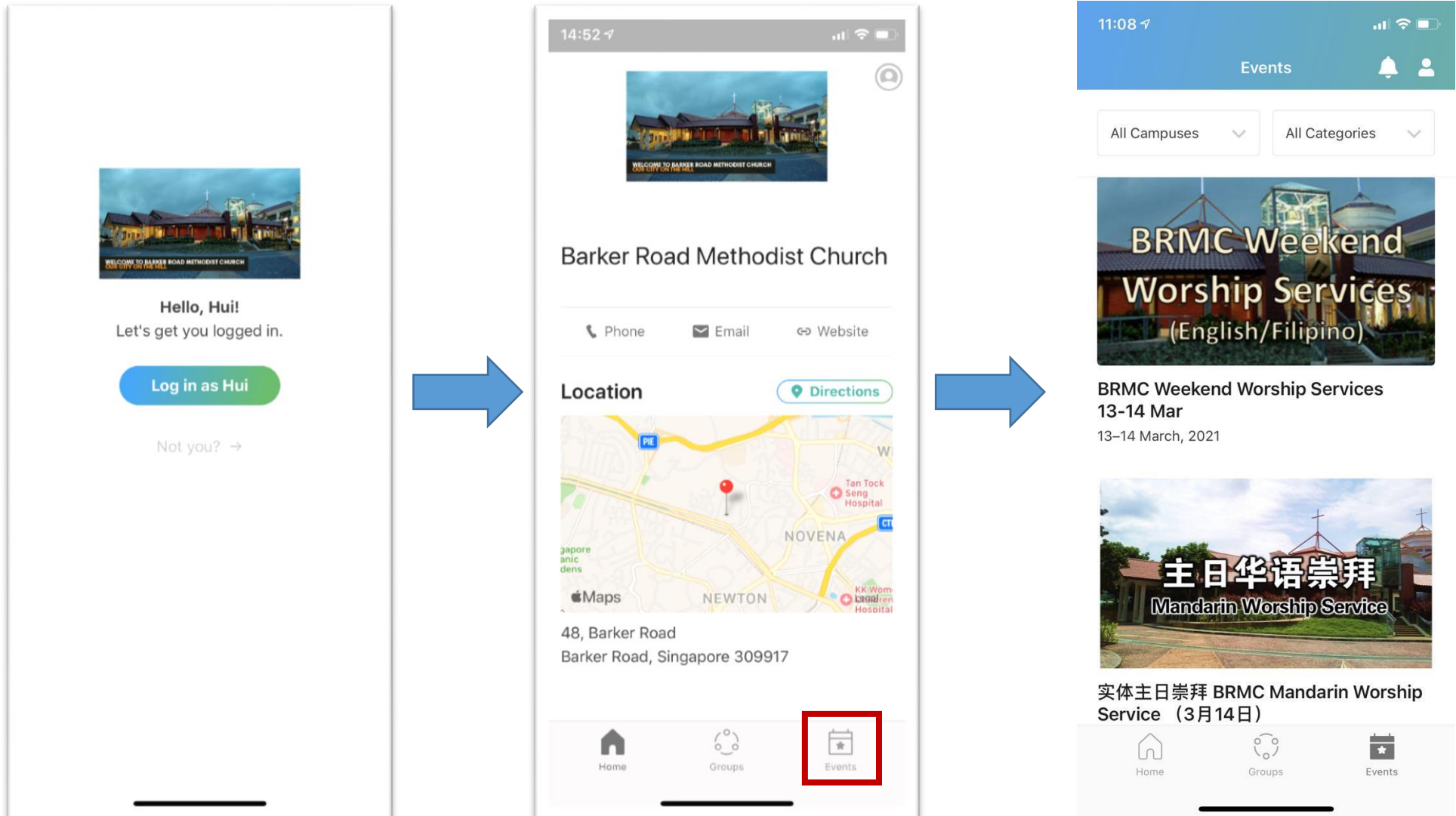
**Event Directory**  
See a list of all your church's upcoming events and sign up.

# STEP 2 Log in with your email address and enter the OTP that will be emailed to you



# STEP 3

On logging in, select the “Events” icon at the bottom of your screen, then select the date of the service you will be attending.



**STEP 4** Follow the instructions in the respective form you select.

**STEP 5** On completing the form, select “Complete Registration” to receive a confirmation email.

**STEP 6** Present your phone screen at the attendance taking station upon arrival at church.