

## The Witness of the Spirit

These Children's Materials are inspired by John Wesley's sermon. The intention is for both adults and children to be studying similar Bible materials at the same time, to facilitate family discussion. These suggested materials are therefore meant to help plan the children's programme of inter-generational connect groups.

You can use these materials to plan for a children's programme of 50-60 mins (excluding worship, prayer etc). The basic components are as follows –

Bible Story/ Stories

Discussion

Activities/ Games

It is important for all facilitators to pray and prepare before the 'lesson' proper. The 'lesson' is only the beginning, may you continue to walk with the children, especially your own, over these material after the 'lesson'.

### SUMMARY

For the children to know that the Holy Spirit of God will speak to them to confirm that they are children of God when they believe in Jesus.

### GOALS FOR CHILDREN

1. Know who is the Holy Spirit and what He does.
2. Trust the Holy Spirit to help them have the fruit of the Spirit.
3. Know the ways Holy Spirit can speak to them. (7-12yo)
4. Trust God to help them hear from the Holy Spirit. (7-12yo).

## The Witness of the Spirit

### A. Bible Story

Use the children's personal Bible to share the Bible verse. Romans 8:14-17

The true children of God are those who let God's Spirit lead them. The Spirit that we received is not a spirit that makes us slaves again to fear. The Spirit that we have makes us children of God. And with that Spirit we say, "Father, dear Father." **And the Spirit himself joins with our spirits to say that we are God's children.** If we are God's children, then we will receive the blessings God has for us. We will receive these things from God together with Christ. But we must suffer as Christ suffered, and then we will have glory as Christ has glory. (International Children's Bible)

For all who are led by the Spirit of God are sons of God. And so we should not be like cringing, fearful slaves, but we should behave like God's very own children, adopted into the bosom of his family, and calling to him, "Father, Father." **For his Holy Spirit speaks to us deep in our hearts and tells us that we really are God's children.** And since we are his children, we will share his treasures—for all God gives to his Son Jesus is now ours too. But if we are to share his glory, we must also share his suffering. (Living Bible)

- It is suggested to use the International Children's Bible for 4-6yo and the Living Bible for 7-12yo.
- Watch <https://youtu.be/oNNZO9i1Gjc> to understand about the Holy Spirit and the role the Holy Spirit plays in lives of the children of God (about 4 mins)
- Watch <https://youtu.be/TZrIDT3k84U> to understand how the Holy Spirit helps the children of God have the fruit of the Holy Spirit (about 2 mins). This video is recommended more for the younger children 4-8yo.
- Get the children, especially the primary school children (7-12yo), to commit **Roman 8:16** to memory, using one of the versions suggested above.

### B. Discussion

Suggested Discussion Questions	4-6yo	7-9yo	10-12yo
Who is the Holy Spirit and how would you describe the Holy Spirit?		√	√
What do you understand about the statement 'Holy Spirit joins our spirit or Holy Spirit speaks to our heart'?		√	√
Have you had a personal experience with God that makes you sure that you are a child of God?	√	√	√

- For 4-6yo, 'Holy Spirit joins our spirit or Holy Spirit speaks to our heart' can be explained as "having a friend talking to him or her". In this case, it is the Spirit of God (Holy Spirit) talking to the inner part of our heart.
- For 7-12yo, further elaborate on our spirit. God gives each of us a spirit, that is, the inner part of us. This spirit in us enables us to receive God as our Saviour and respond to Him in love and worship. In Romans 8:16, the Holy Spirit of God talks to the spirit that God has given each of us, just like two people having a conversation. The Holy Spirit tells and confirms with our spirit when we believe in Jesus as our Saviour (the one who saves us from sin) that we have become children of God.

- When we believe in Jesus as our Saviour, this is what happens. John 1:12 says: "to all who received him, he gave the right to become children of God. All they needed to do was to trust him to save them." (Living Bible).
- Each of us will have personal experiences with God that help us to be confident that we are children of God. Be open to share a personal experience that has helped you to be confident of your identity as a child of God and encourage the children to share theirs too. Try to use simple age-appropriate language especially when sharing with younger children 4-6yo.
- Children of God will also show the fruit of the Holy Spirit who lives in us and changes us to be more like Jesus.

### C. Activities/ Games

#### **Materials Needed**

- Appendix 2.1 Fruit of the Holy Spirit  
<https://drive.google.com/file/d/1g9KDzJPwwbnMVHagzkeRgYXC5MZ-azD/view>
- Appendix 2.2 Picture of Tree <http://clipart-library.com/clipart/Xdc4BkxTe.htm>
- Appendix 2.3 Worksheet: How does Holy Spirit speak to us?
- Appendix 2.4 Bingo game with the fruit of the Holy Spirit
- Colour pencils, scissors, glue, pencils and pens

#### For 4-6yo



- Colour each fruit of the Holy Spirit with colour pencils (appendix 2.1). After completion, cut them out and stick them onto picture of the tree (appendix 2.2). *For the younger children (4-5yo), an adult's help may be needed to cut out the fruits.*
- Explain each fruit of the spirit as follows:
  - Love: unselfish love found in Jesus
  - Joy: happiness even when you are sad
  - Peace: feeling calm and peaceful even when things are difficult
  - Patience: not getting upset or angry when someone does a wrong thing to you or when you are not treated well
  - Kindness: being kind to all people, even when they are not kind
  - Goodness: doing good and being good to others
  - Faithfulness: Worship only God
  - Gentleness: don't get angry easily
  - Self-control: have control over your feelings like anger or your actions like being willing to wait for your turn to play with the toys
- Tell the children that everyone who is a child of God will show fruits of the Holy Spirit because Holy Spirit who lives in them will change them and help them to have such fruits.
- Challenge the children to choose one fruit of the Holy Spirit that they will practise twice in the coming week. Ask the children to inform their parents so that the parents can encourage and affirm them.
- Pray that God will help each child to know that he or she is a child of God; ask the Holy Spirit to help each child to have the fruit of the Spirit.

For 7-12yo

- Appendix 2.3 How does the Holy Spirit speak to us? (*Answers: through the Bible, the Holy Spirit speaking to our spirit, the inward voice*) Inward voice is a still small voice from within us. This is different from Holy Spirit speaking to our spirit.
- Ask the children to share an experience that they had of the Holy Spirit speaking to them. If appropriate, share a personal experience about how the Holy Spirit had spoken to you. Encourage children who have yet to have such experiences that it takes practice to know and hear from the Holy Spirit, and that they can also ask God to help them.
- Challenge each child to write down the nine fruits of the Holy Spirit in the empty space of appendix 2.3. *For the younger children (7-8yo), an adult's help may be needed to write the words or even go through Galatians 5: 22-23: But when the Holy Spirit controls our lives he will produce this kind of fruit in us: love, joy, peace, patience, kindness, goodness, faithfulness, gentleness and self-control (Living Bible) to help them recall the nine fruits.*
- Ask the children to explain the meaning of each fruit of the Holy Spirit. (The meaning of each fruit is explained above in the 4-6yo section) Each fruit can be elaborated on so that older children can have better understanding.
- Get the children to choose one fruit of the Holy Spirit that they wish to practise in the coming week; practise it at least three times through the week. Get each child to tell his or her parents about that fruit of the Holy Spirit that he or she has chosen to practise in the coming week. The parents can in turn keep a check on the child, encourage and affirm the child when it is done.
- Pray that God will help each child to know that he or she is a child of God. Pray that God will help each child to hear from the Holy Spirit and have the fruit of the Holy Spirit.
  
- Play a game of Bingo of fruit of the Holy Spirit (appendix 2.4). For the 4-6yo, ask them to give an example of the fruit of the Holy Spirit they have chosen. For 7-12yo, ask them to choose a fruit of the Holy Spirit and explain it. The winner is the one who forms a straight line. Each game should not have more than 4 players each time. It is recommended to give each 4-6yo child a sheet of Bingo of fruit of the Holy Spirit to take home, for them to play Bingo with their family.

Appendix 2.1 Fruit of Holy Spirit


# Fruits of the Spirit



Faithfulness




Self Control



<https://drive.google.com/file/d/1g9-KDzJPwwbnMVHagzkeRgYXC5MZ-azD/view>

Appendix 2.2 Picture of a tree

# Fruit of the Holy Spirit



<http://clipart-library.com/clipart/Xdc4BkxTe.htm>

All rights reserved. Permission to photocopy is granted only to connect groups of Barker Road Methodist Church, Singapore.

Appendix 2.3 How does Holy Spirit speak to us?

**What are some of the ways that the Holy Spirit can speak to us?  
Unscramble the words given.**

TEH ELIBB

\_\_\_\_\_










SNGIPEKA OT ORU IPTRSI

\_\_\_\_\_

AWIRDN IEOVC

\_\_\_\_\_

Appendix 2.4 Bingo game with fruit of the Holy Spirit

 <p>Love</p>	 <p>Joy</p>	 <p>Peace</p>
<p>Patience</p> 	<p>Kindness</p> 	<p>Goodness</p> 
<p>Faithfulness</p> 	<p>Gentleness</p> 	<p>Self Control</p> 

<https://drive.google.com/file/d/1q9-KDzJPwwbnMVHagzkeRgYXC5MZ-azD/view>