

The Almost Christian

These Children's Materials are inspired by John Wesley's sermon. The intention is for both adults and children to be studying similar Bible materials at the same time, to facilitate family discussion. These suggested materials are therefore meant to plan for the children's programme of inter-generational connect groups.

You can use these Materials to plan for a children's programme of 50-60 mins (excluding worship, prayer etc). The basic components are as follows –

Bible Story/ Stories

Discussion

Activities/ Games

It is important for all facilitators to pray and prepare before the 'lesson' proper. The 'lesson' is only the beginning. May you continue to walk with the children, especially your own, over these materials after the 'lesson'.

SUMMARY

For children to live as authentic disciples who love God and love others.

GOALS FOR CHILDREN

1. How I can be an obedient child to God and to my parents.
2. 7–12yo – How can I be a real disciple of Christ, one who shows love to God and love to others.

The Almost Christian

A. Bible Story

Use the children's personal Bible to share the Bible verse. Mark 12: 30, 31

³⁰Love the Lord your God. Love him with all your heart, all your soul, all your mind, and all your strength.³¹ The second most important command is this: 'Love your neighbour as you love yourself.' These two commands are the most important commands. (International Children's Bible)

Jesus said, "The first in importance is, 'Listen, Israel: The Lord your God is one; so *love the Lord God with all your passion and prayer and intelligence and energy.*' And here is the second: 'Love others as *well as you love yourself.*' There is no other commandment that ranks with these." (The Message)

- It is suggested to use the International Children's Bible for 4-6yo and The Message for 7-12yo.
- Get the children, especially the primary school children (7-12yo), to commit **Mark 12: 30, 31** to memory using one of the versions suggested above.

B. Discussion

Suggested Discussion Questions	4-6yo	7-9yo	10-12yo
How can I learn to be obedient to God and my parents?	√	√	√
How can I obey God, especially in areas that are tough? What are the areas that are tough? Why?		√	√
How can I love others? List one way that I can demonstrate love. Challenge the children to do this for 7 days and get their parents to keep a check on them.		√	√

- For 4-6yo, begin with obedience to parents, then God. List 2-3 things where they can practise the presence of God – for example talking (praying) to God daily, singing a worship song and reading the Bible. Read the Word and try to live it out. (note: break down the verse into small bites)
- For 7-12yo, loving God is expressed by loving others. This is authentic (real) discipleship – it shows the state of our hearts and how God changes our character to be more like Jesus. Begin at home by showing kindness and consideration to their helpers, family members and neighbours.
- End with the question: How can we live as kingdom people in this world that holds different values from what God teaches? Allow children to think about the question.

C. Activities/ Games

Materials Needed

- Colouring and writing materials including crayons, marker, pencils, pens and paper
- Appendix 7.1a and 7.1b Flower and kite template on cardstock or thicker paper
- Appendix 7.1c Final product of flower or kite
- Appendix 7.2a and 7.2b Final product of heart thermometer, and heart for printout to make heart thermometer
- Plastic cup, ice-cream sticks, hearts, scissors, glue, slips of paper (post-it size)
- Appendix 7.3 Super-kindness worksheet

Before the start of the activity, ask the children whether they have thought through the questions. If they answer 'yes', proceed to the activities. If some answer 'no', explain

that it is not easy to follow God's commands but the Holy Spirit is able to help us. We don't need to rely on ourselves alone; we can also depend on the help of God.

For 4-6yo

- Children can create a craft to hang in their room or on the refrigerator as a reminder to obey their parents.
- Use either the kite or flower template per child (Appendix 7.1a and 7.1b). Print on cardstock or thicker paper. Have the children cut out all the pieces. Then, glue the flower or kite to the stalk (string). Add the leaves (flags), gluing to the back of the stalk. Colour if they have time. Refer to Appendix 7.1c for how the final product looks like.
- Take some time to go through the words on the different leaves with the children, explaining to them or getting them to give examples of how to respect their things. Use kind words etc.
- Remind the children that it is better that they obey their parents and obey God not out of duty or to earn praises, but out of love for their parents and for God.

For 7-12yo


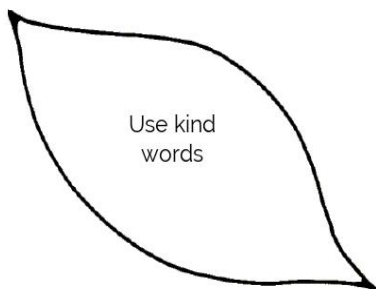
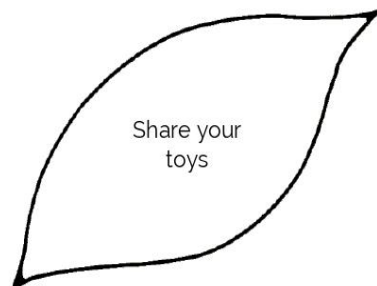
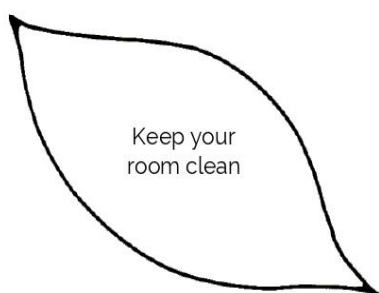
- Each child will have a cup, ice-cream stick and a heart. Use Appendix 7.2b to print out the heart for each child.
- Make markings on the stick (refer to Appendix 7.2a Final product of heart thermometer)
- Distribute slips of post-it sized paper to the children – ask them to write 7 to 10 activities that they would like to do that will show God's love. Activities can be repeated. (For example say hello to a friend who has no or few friends for a week.)
- Each time the child performs one of the listed activities, he or she can mark on the ice-cream stick how real/authentic the action was. (note: there is no right or wrong – help the children to know the difference between actions done out of love and those done out of duty) Remind the children that they do all these acts of love not to earn God's love or other's praise. They do such acts because they love God, so they love others whom God loves too.

Extra activity sheet for 7 -12yo

- Print out Super-Kindness worksheets for the children (Appendix 7.3)
- Encourage the children to go the extra-mile to show love to others.

Appendix 7.1a Flower template

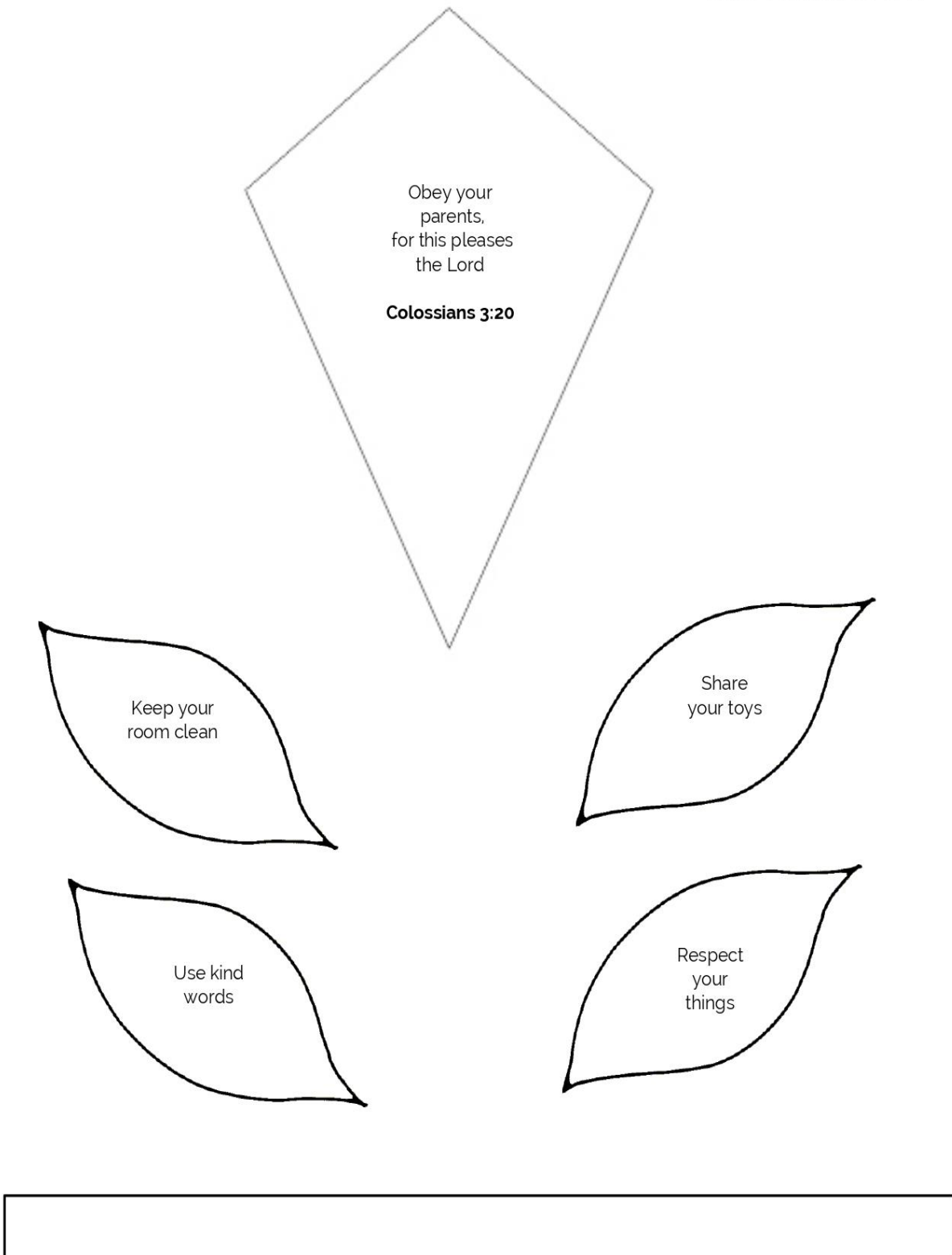
FLOWER TEMPLATE



[More @ pursueGOD.org](http://More@pursueGOD.org)

Appendix 7.1b Kite template

KITE TEMPLATE



[More @ pursueGOD.org](http://More@pursueGOD.org)







Appendix 7.1c Final product of kite/ flower template



Appendix 7.2a Final product of heart thermometer



Appendix 7.2b Hearts for printout to make heart thermometer



Appendix 7.3 Super-kindness worksheet

Super kindness challenge

Feed the Hungry
As a family help those in need!



"For I was hungry and you gave me something to eat."
Matthew 25:35

UNLIMITED
FREE HUGS
For someone who is sad.

SHARE OR GIVE

Donate or share your toys with someone who don't have.



The Big Give!!
Start small
Give to someone who needs it more than you.



HELP!!

Adopt a charity.
Start saving today!!



Help out even when not asked.



FREE Massage

Only for mummy or daddy regardless of whether they are tired.



**at Your own risk!!